

Why Invest In AWR?

Earnings Growth Potential

- ✓ **9.8% compound annual growth rate (CAGR)** in adjusted diluted EPS (2018–2023)
- ✓ Planned prudent **CapEx at 3.5x – 4.0x depreciation** grows the utilities' rate base
- ✓ Significant success and growth prospects for the military base privatization business

Strong Dividend Record

- ✓ **70 consecutive years** of annual dividend increases
- ✓ Targeting a CAGR of **more than 7% over the long term**
- ✓ **An 8.3% increase** in 2024. Quarterly dividend rate has grown at a CAGR of **8.8% over the last five years**

Favorable Utility Regulatory Environment

- ✓ Forward-looking (future) test years limit regulatory lag
- ✓ Recovery of operating costs / Return on rate base
- ✓ Revenues are decoupled from sales and provide more consistent earnings

Stable Utility Customer Base

- ✓ ~90% of water and electric revenues derived from residential and commercial customers

Seasoned & Committed Management

Strong Balance Sheet

A debt rating at AWR
A+/A2 debt ratings at GSWC

Well-Positioned for Privatization and Consolidation Opportunities

Valuable Water Rights Portfolio to Meet Water Supply Needs

Sustainability Strength

- ✓ 41.6% reduction in per customer water use since 2007
- ✓ 41.3% of the power purchased for distribution is renewable at BVES
- ✓ Safe and reliable water supply

AWR is a low volatility water utility with a secure and growing dividend, operating in a constructive regulatory environment in California, along with a growing unregulated contracted services business serving 12 military bases under 50-year contracts*

American States Water Company (AWR) is the parent company of Golden State Water Company (GSWC), Bear Valley Electric Service, Inc. (BVES) and American States Utility Services, Inc. and its subsidiaries (ASUS), serving over **1 million people in 10 states**.

Regulated Business / GSWC and BVES 

GSWC and BVES are public utilities regulated by the California Public Utilities Commission (CPUC). GSWC engages in the delivery of water service to 264,400 customer connections in Northern, Coastal and Southern California. BVES provides electric service to 24,800 customer connections in the city of Big Bear Lake and surrounding areas in San Bernardino County, California.

Contracted Services Business / ASUS 

ASUS provides operations, maintenance and construction management services for water distribution, wastewater collection, and treatment facilities at 12 military bases under 50-year contracts and 1 under a 15-year contract with the government, including:

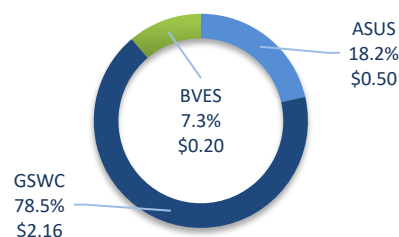
- Fort Bliss in **Texas** and **New Mexico**
- Joint Base Andrews and Naval Air Station Patuxent River in **Maryland**

- Joint Expeditionary Base Little Creek-Fort Story and Joint Base Langley-Eustis in **Virginia**
- Fort Gregg-Adams in **Virginia** (wastewater only)
- Fort Liberty (formerly Fort Bragg), Pope Army Airfield and Camp Mackall in **North Carolina**
- Fort Jackson in **South Carolina**
- Eglin AFB in **Florida**
- Fort Riley in **Kansas**
- Joint Base Cape Cod in **Massachusetts***

* ASUS has one 15-year contract awarded in September 2023

Numerous military bases are still to be privatized. Significant water/wastewater contracts to be awarded over the next five years.

Adjusted 2023 Earnings Per Share⁽¹⁾



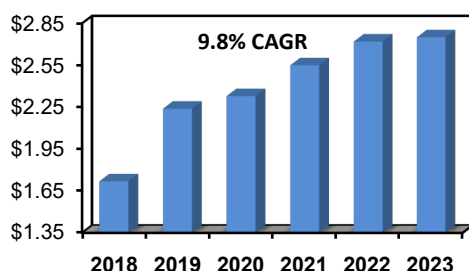
Adjusted Consolidated: \$2.75 Per Share
(including AWR Parent of -\$0.10 per share and rounding)

Stock Symbol NYSE: AWR

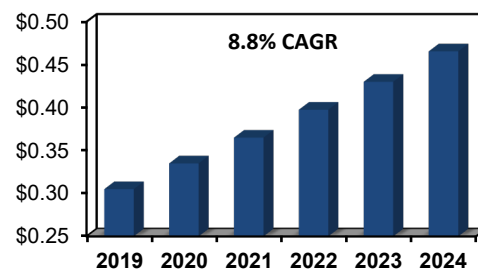
Market Cap: **\$3.0 billion**
Average Daily Volume (3 mo): **~215,200**
Institutional Ownership: **~80%**
AWR Debt Rating: **A** (stable outlook)

52-Week Range: **\$66.03 - \$88.79**
Dividend Yield: **2.30%**
Closing Price 08/09/2024: **\$80.88**

Adjusted Diluted EPS⁽¹⁾



Quarterly Dividend Rate^{}**



****achieved a 10-Year CAGR of 8.0% in calendar year dividend payments**

Financial Highlights

Dollars in millions, except per share amounts

	<u>2023</u>	<u>2022</u>	<u>2021</u>	<u>2020</u>	<u>2019</u>
Operating Revenues ⁽¹⁾	\$557.4	\$527.0	\$498.8	\$488.2	\$471.5
Operating Income ⁽¹⁾⁽²⁾	165.6	157.7	141.0	130.5	124.8
Diluted EPS ⁽¹⁾	\$2.75	\$2.72	\$2.55	\$2.33	\$2.24
Dividends Paid per Share	1.655	1.525	1.400	1.280	1.160
Capital Additions	188.5	166.2	144.5	130.4	151.9

⁽¹⁾ 2019 **excludes** revenues of \$2.3 million, or \$0.04 per share, related to the retroactive impact to the full year 2018 of the electric general rate case (GRC); 2022 **includes** the impact from the delay in the water GRC that would have increased earnings in 2022 by \$0.38 per share than what was recorded, and **excludes** the \$0.13 per share from the revenues subject to refund recorded in 2022 that were subsequently reversed in 2023 and a \$0.10 per share loss on investments held to fund a retirement plan; and 2023 **excludes** the impact of retroactive rates related to the full year of 2022 of \$0.38 per share from the final water GRC, the reversal of \$0.13 per share resulting from the final cost of capital decision, and a \$0.10 per share gain on investments held to fund a retirement plan.

⁽²⁾ Before Income Taxes and Interest (net).

Strategic Goals

Regulated Utilities:

- Deliver outstanding customer service
- Focus on operational efficiency to minimize costs to customers
- Make prudent capital additions that enhance shareholder and customer value
- Earn the authorized return on equity and return on rate base
- Receive timely recovery of costs
- Maintain good working relationship with state regulatory commission
- Be proactive in managing resources and influencing policy
- Expand customer base through organic growth and water acquisitions
- Pursue conservation initiatives
- Maintain a strong water supply portfolio
- Purchase goods and services from diverse vendors

Contracted Services:

- Deliver outstanding customer service
- Increase net income from current contracts through efficient operations
- Further develop service opportunities on current military bases
- Actively pursue numerous military bases still to be privatized
- Earn higher returns on investment than the allowed returns for regulated utilities

Stock Symbol NYSE: AWR

10-year Total Return: **AWR vs. S&P 500** Source: Marketwatch.com

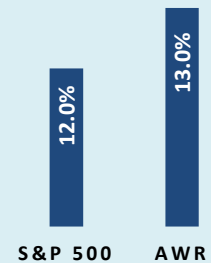


10-Year Compound Annual Return

Based on performance measures set forth by the SEC, a \$1,000 investment in the common shares of AWR at the end of 2013, assuming all dividends were reinvested in additional common shares of the company, would have increased in value to \$3,399 at the end of 2023.

This amounts to a **compound annual growth rate** of 13.0% as compared to 12.0% if invested in the S&P 500.

Past performance is no guarantee of future results, since share prices and returns can fluctuate.



Analyst Coverage

Janney Montgomery Scott LLC.....	Michael Gaugler
Seaport Global Securities LLC.....	Angie Storzynski
Wells Fargo Securities LLC.....	Jonathan Reeder

Contact Us

www.aswater.com

For more information about American States Water Company, including the latest stock quotes and historical performance data, common share purchase and dividend reinvestment information, news releases and much more.



American States Water Company
Investor Relations
630 East Foothill Boulevard
San Dimas, California 91773
(877) 463-6297 (INFOAWR)
investorinfo@aswater.com

Forward-Looking Statement

Certain matters discussed in this Fact Sheet are forward-looking statements intended to qualify for the "safe harbor" from liability established by the Private Securities Litigation Reform Act of 1995. These forward-looking statements can generally be identified as such because the context of the statements will include words such as the Company "believes," "anticipates," "expects" or words of similar import. Statements that describe the Company's future plans, objectives, estimates or goals are also forward-looking statements that are subject to risks and uncertainties that could cause actual results to differ materially from those expressed or implied in the statements.